



## Installation / Replacement of the LED into Dado Hardline



Insulated spade terminals connect wiring harnesses between housings.




LED panels plug into mating DC connector inside housing & are labeled for easy replacement in future.



LED panels are secured with mounting screws provided with panel.

Snap-fit lens presses into housing. Insert ends first and then press towards center.



Use credit card or flat blade screwdriver to remove end of lens.



Pull lens to remove completely. Acrylic lens is very flexible.

